

AXS-100 Access OTDR

FTTX LAST-MILE AND POINT-TO-POINT TROUBLESHOOTING UNIT



A powerful handheld unit designed for singlemode OTDR troubleshooting and in-service PON troubleshooting.

SPEC SHEET

KEY FEATURES

Wavelengths: 1310/1550/1625 nm

Dynamic range: 29/28/28 dB

In-service PON troubleshooting using 1625 nm port

Battery autonomy: 8 hours

APPLICATIONS

FTTx last-mile in-service troubleshooting

Point-to-point link testing

CATV network testing

COMPLEMENTARY PRODUCTS AND OPTIONS



Fiber Inspector Probe
FIP-400






Data Post-Processing
Software
FastReporter



Soft Pulse Suppressor Bag
SPSB



Assessing
Next-Gen Networks



- 1 Infrared Printer Interface
- 2 OTDR Port | In-service singlemode testing.
- 3 Power Meter Detector Port | Compatible with almost every connector on the market. Manually and efficiently perform power and loss testing. Accurately measure power up to 26 dBm.
- 4 OTDR Port | Singlemode testing.
- 5 VFL Port | Built-in 650 nm visual fault location on a universal 2.5 mm connector.
- 6 AC Adapter
- 7 RJ-45 | TCP/IP testing.
- 8 USB B | Data transfer using ActiveSync or remote control.
- 9 USB A | Data transfer using memory stick.
- 10 Fiber Inspection Probe Port

TECHNICAL SPECIFICATIONS^a

Wavelengths (nm)	1310/1550/1625
Dynamic range ^b (dB)	29/28/28 (1310/1550/1625 nm)
Pulse width (ns)	10, 30, 100, 275, 1000, 2500, 10 000
Event dead zone ^c (m)	2.5
Attenuation dead zone ^c (m)	11/12/12
Linearity (dB/dB)	±0.05
Loss threshold (dB)	0.05
Loss resolution (dB)	0.01
Sampling resolution (m)	0.16 to 5
Sampling points	Up to 30 000
Distance uncertainty ^d (m)	±(1 + 0.005 % x distance + sampling resolution)
Distance range (km)	0.65 to 160
Typical real-time refresh (Hz)	2
Memory capacity	500 traces
Measurement time	User-defined
Stable source output power ^e (dBm)	-11
Visual fault locator (optional)	Laser, 650 nm ± 10 nm CW typical P _{out} of 1.4 mW open beam

OPTIONAL POWER METER^f

Calibrated wavelengths (nm)	850, 1270, 1290, 1310, 1330, 1350, 1370, 1390, 1410, 1430, 1450, 1470, 1490, 1510, 1530, 1550, 1570, 1590, 1610, 1625
Power range (dBm)	26 to -64 (GeX 2 mm)
Uncertainty	±5 % ± 0.4 nW (up to 5 dBm)
Display resolution (dB)	0.01 (-54 dBm to P _{max}) 0.1 (-54 dBm to -64 dBm) 1 (-64 dBm to min)
Automatic offset nulling range ^g	Maximum power to -38 dBm
Tone detection (Hz)	270/1000/2000

GENERAL SPECIFICATIONS

Size (H x W x D)	250 mm x 125 mm x 75 mm (9 ^{7/8} in x 4 ^{15/16} in x 3 in)
Weight	1 kg (2.2 lb)
Temperature	operating -18 °C to 50 °C (14 °F to 122 °F) storage -40 °C to 70 °C (-40 °F to 158 °F)
Relative humidity	0 % to 95 % non-condensing
Power	Li-ion batteries; 8 hours of continuous operation as per Bellcore TR-NWT-001138
Warranty (years)	1

LASER SAFETY



21 CFR 1040.10 AND IEC 60825-1:2007
CLASS 1M WITHOUT VFL OPTION
CLASS 3R WITH VFL OPTION

Notes

- a. All specifications valid at 23 °C ± 2 °C (73.4 °F ± 3.6 °F) with an FC/PC connector, unless otherwise specified.
- b. Typical dynamic range with longest pulse and three-minute averaging at SNR = 1.
- c. Typical dead zone for reflectance below -45 dB, using shortest pulse.
- d. Does not include uncertainty due to fiber index.
- e. Typical output power is given at 1550 nm.
- f. At 23 °C ± 1 °C, 1550 nm and with FC connector. With OTDR in idle mode, battery operated.
- g. For ±0.05 dB, from 18 °C to 28 °C.

ORDERING INFORMATION

AXS-100-XX-XX-XX-XX-XX-XX-XX-XX-XX

Model ^a

- AXS-100-003B = Access OTDR 1550 nm
- AXS-100-023B = Access OTDR 1310/1550 nm
- AXS-100-034B = Access OTDR 1550/1625 nm
- AXS-100-000 = None

Connector ^a

- EA-EUI-28 = APC/DIN 47256
- EA-EUI-89 = APC/FC, narrow key
- EA-EUI-91 = APC/SC
- EA-EUI-95 = APC/E-2000
- EA-EUI-98 = APC/LC
- EI-EUI-28 = UPC/DIN 47256
- EI-EUI-76 = UPC/HMS-10/AG
- EI-EUI-89 = UPC/FC, narrow key
- EI-EUI-90 = UPC/ST
- EI-EUI-91 = UPC/SC
- EI-EUI-95 = UPC/E-2000

Second port ^b

- 00 = None
- 04B = Filtered 1625 nm

Second connector ^a

- EA-EUI-28 = APC/DIN 47256
- EA-EUI-89 = APC/FC, narrow key
- EA-EUI-91 = APC/SC
- EA-EUI-95 = APC/E-2000
- EA-EUI-98 = APC/LC
- EI-EUI-28 = UPC/DIN 47256
- EI-EUI-76 = UPC/HMS-10/AG
- EI-EUI-89 = UPC/FC, narrow key
- EI-EUI-90 = UPC/ST
- EI-EUI-91 = UPC/SC
- EI-EUI-95 = UPC/E-2000

Software summary kit

- SK1 = SmartKit including macrobending detection, pass/fail and fault finder
- SK2 = IP testing
- SK3 = Fiber inspection probe software ^c

Probe option

- 00 = Without probe
- FP4S = Inspection probe (400x)
- FP4D = Inspection probe (200x/400x)

VFL

- 00 = Without visual fault locator
- VFL = With visual fault locator

Connector adapter

- FOA-12 = Biconic
- FOA-14 = D4, D4/PC
- FOA-16 = SMA/906
- FOA-22 = FC, FC (PC/SPC/UPC/APC), NEC-D3
- FOA-28 = DIN 47256 (LSA): DIN 47256 (PC/APC)
- FOA-32 = ST, ST (PC/SPC/UPC)
- FOA-54 = SC (PC/SPC/UPC/APC)
- FOA-78 = Radiall EC
- FOA-96B = E-2000/APC
- FOA-98 = LC
- FOA-99 = MU

Power meter

- 00 = Without power meter
- PM2X = With GeX power meter

Example: AXS-100-023B-EI-EUI-89-04B-EA-EUI-91-PM2X-FOA-22-VFL-FP4S-SK1-SK2-SK3

Notes

- a. Please refer to the example above. First select the singlemode connector, and then the live port connector.
- b. Not available with AXS-100-034B.
- c. Mandatory with FP4S or FP4D.

EXFO Headquarters > Tel.: +1 418 683-0211 | Toll-free: +1 800 663-3936 (USA and Canada) | Fax: +1 418 683-2170 | info@EXFO.com | www.EXFO.com

EXFO serves over 2000 customers in more than 100 countries. To find your local office contact details, please go to www.EXFO.com/contact.

EXFO is certified ISO 9001 and attests to the quality of these products. This device complies with Part 15 of the FCC Rules. Operation is subject to the following two conditions: (1) this device may not cause harmful interference, and (2) this device must accept any interference received, including interference that may cause undesired operation. EXFO has made every effort to ensure that the information contained in this specification sheet is accurate. However, we accept no responsibility for any errors or omissions, and we reserve the right to modify design, characteristics and products at any time without obligation. Units of measurement in this document conform to SI standards and practices. In addition, all of EXFO's manufactured products are compliant with the European Union's WEEE directive. For more information, please visit www.EXFO.com/recycle. Contact EXFO for prices and availability or to obtain the phone number of your local EXFO distributor.

For the most recent version of this spec sheet, please go to the EXFO website at www.EXFO.com/specs.

In case of discrepancy, the Web version takes precedence over any printed literature.